



Reporting That Makes You Look Good, Makes Your Day More Productive

The Email Security Gateway Powered by SpammerTrap® does much more than protect your organization from viruses, worms, DoS and DHA attacks and the spam they rode in on.

It generates a unique, robust array of reports that help IT managers and system administrators:

- Monitor volumes of email and spam
- Isolate common malware sources
- Identify internal abusers
- Review quarantined messages
- View individual user policies
- Identify and respond to trends
- Create timely, compelling executive reports.

It's all about making your life simpler. Making your workday more productive. And making you look good!

These are among the most useful reports. See the following pages for samples and details:

Email Audit Trail Reports

These reports aid Help Desk staff in diagnosing user issues by providing a clear, simple log of emails and their status.

Spam Volume Graphs

Pie charts display percentages of total email received and total spam blocked, as well as the accuracy of spam filtering and legitimate email delivery.

Quarantine Reports

Now you can centrally view, search and release emails quarantined as spam, for viruses, or for banned attachments.

User / Alias List Report

This report displays a list of all users, groups, or aliases for the site.

Monthly Volume History

Useful in detecting patterns in email attacks and in planning future capacity, this report displays a history of total mail volume by month, day, day of week, and even hour of the day.

Top 20 Email / Spam Recipients

Now you can identify the employees who receive the greatest volume of spam, or overall email (you choose which to view).

Top 20 Email / Spam Senders

SpammerTrap reporting also enables you to identify employees who send the greatest volume of email—or the most spam (you choose which to view).

Domain Administration Report

This is a simple, one-stop tool enabling administrators to edit various settings for each domain—without having to search through other components of the SpammerTrap system.

Enhance Your Value with Email Reporting

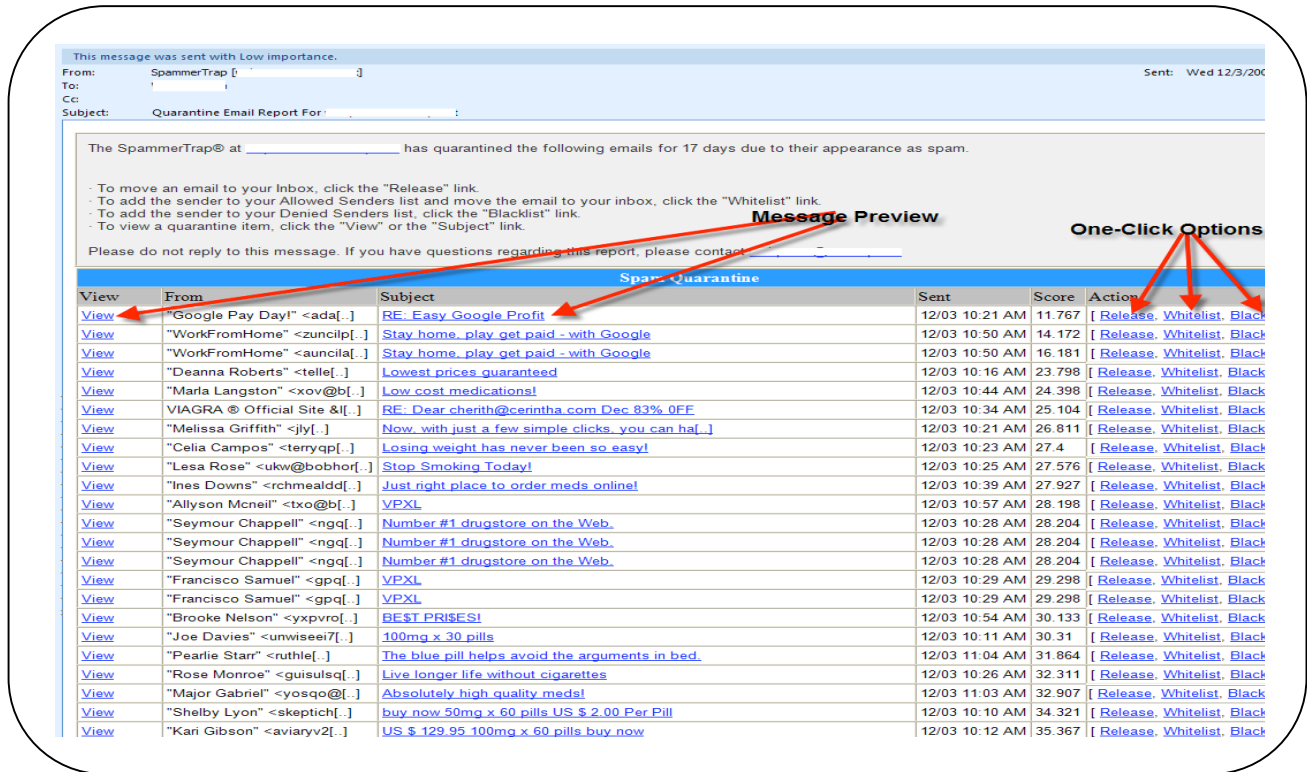
It's one thing for an email security solution to deliver virtually 100% accuracy and 0 false positives—and to deploy state-of-the-art technology that continues to win awards from the industry and kudos from clients.

Now, we've set an even higher standard of service, with a unique and comprehensive reporting package available only from the Email Security Gateway Powered by SpammerTrap.

It's turned more than a few IT managers and system administrators into heroes in their organizations. It can do the same for you.

877-667-7264

www.secnap.com



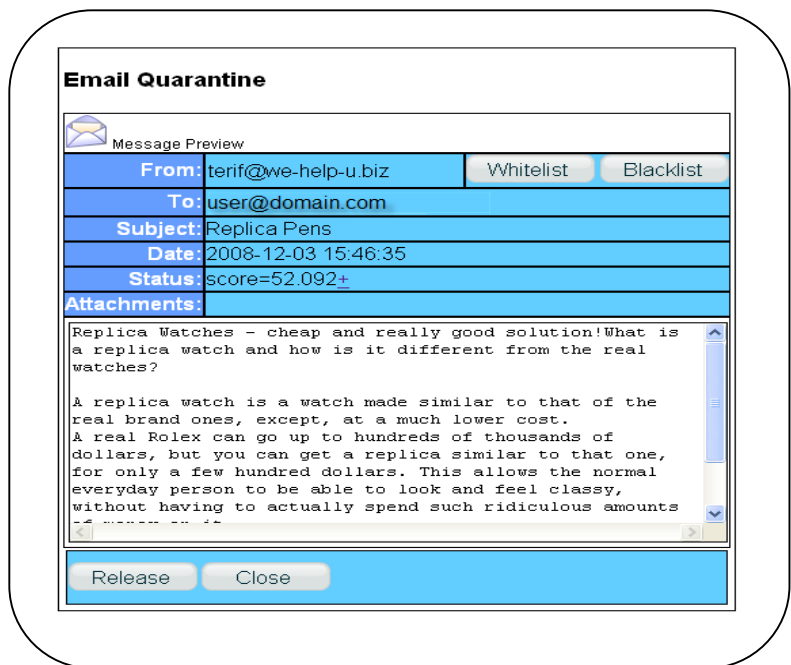
Quarantine and Quarantine Preview Reports

Now you can centrally view, search and release emails quarantined as spam, for viruses, or for banned attachments. On a single page (above), use Subject or View options to select quarantined email to be previewed to help you decide disposition (below). Then click on one of three options: release to your inbox, add sender to whitelist and release to inbox, or blacklist the sender.

- Search by sender address, recipient address or any partial combination of either or both
- Search by date range
- Search and sort by any viewable column
- Release multiple messages at once with one quick click
- Run larger reports in the background and email results when ready
- View all important fields (from/to addresses, subject, date received, overall message size) plus spam score and message disposition

To verify message content, use the GUI report to view a “content save” message preview, including the first few lines from the message body. This preview scans for viruses again before displaying, and strips any potentially malicious code to make it 100% safe to preview.

Security has never been so seamless.



Top 20 Email / Spam Recipients and Top 20 Senders

Now you can identify the employees who receive the greatest volume of spam or overall email (you choose which to view), as well as those who send the greatest volume. The ability to accurately and objectively identify email system abusers is helpful in monitoring and enforcing compliance with corporate policies and taking more proactive measures to defend against email attacks.

Receiver Email (Top 20) - Full list - Last			
Local		Receiver Email : 668	
		External	Mails
	->	freeipod@cerintha.com	300
	->	min@cerintha.com	77
	->	linealt720@cerintha.com	68
	->	frank@cerintha.com	63
	->	jack@cerintha.com	55
	->	freetripod221@cerintha.com	55
	->	shanties82@cerintha.com	51
	->	interplanetaryb86@cerintha.com	49
	->	accostingqp4@cerintha.com	48
	->	pavanas@cerintha.com	48
	->	dnsadmin@cerintha.com	47
	->	enclavesc438@cerintha.com	47
	->	ebbingr03@cerintha.com	46
	->	hickmana49@cerintha.com	45
	->	secularg@cerintha.com	43
	->	enclosuresng6@cerintha.com	42
	->	forefingeror@cerintha.com	41
	->	gramme12@cerintha.com	40
	->	acquittal7455@cerintha.com	40
	->	gladliesth76@cerintha.com	40
		Others	5542

User / Alias List Report

This report displays a list of all users, groups, or aliases for the site. Search and sort by any viewable column.

Click on any user record to view that individual's personal spam policy, whitelists, blacklists and any aliases associated with the account.

User/Alias List		
Users	Aliases	Groups
Double Click to Edit or Delete User		
Name	Email	Domain
domain	@cerintha.com	cerintha.com
Auto Generated Recipient	ipodtouch@cerintha.com	cerintha.com
Test	me@cerintha.com	cerintha.com
Auto Generated Account	pluckedp9@cerintha.com	cerintha.com
Manually added in Recipients table	v@cerintha.com	cerintha.com
Wazir	wazir@cerintha.com	cerintha.com

Page 1 of 1 | Showing: 8 rows per page - (6 visible/8 total) | Menu

Domain Administration

Domain	Licensed Users	User Count	Alias Count	Group Count	Allow Logins	Domain Contact
cerintha.com	0	5	0	0	Yes	was@secnap.com
mydomain.com	0	0	0	0	Yes	wshpoon@secnap.net
secnap.net	0	0	4	0	Yes	wshpoon@secnap.net
Total	0	5	4	0		

Page 1 of 1 | Showing: 3 rows per page - (3 visible/3 total) | Menu

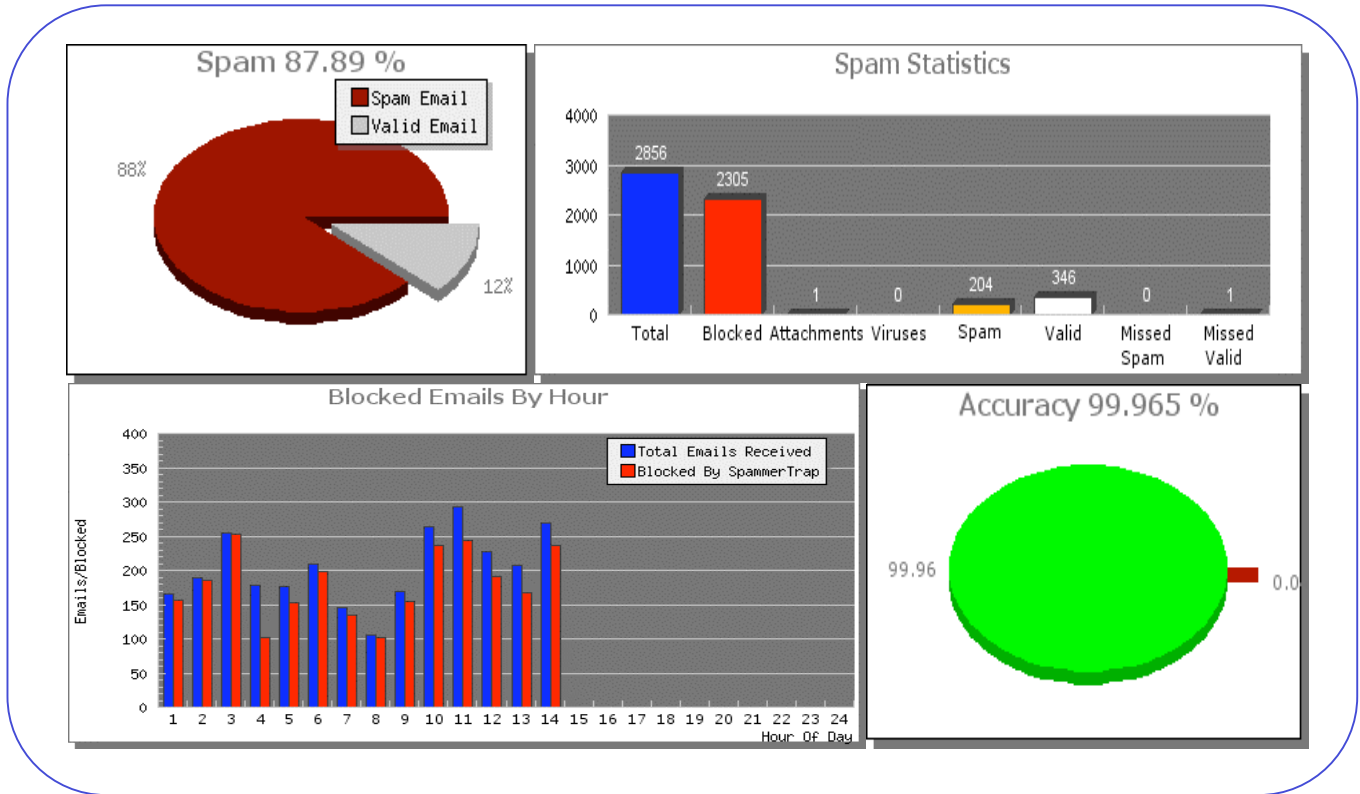
Domain Admin Report

This simple, one-stop tool enables administrators to edit various settings for each domain—without having to search through other components of the SpammerTrap system.

- View all domains, and the number of users, groups, and aliases on each domain, including totals for each
- Click on a domain to modify email routing, authentication type, the domain admin contact, LDAP, IMAP and virtual domain settings
- Even delete an entire domain using this tool.

Spam Volume Graphs

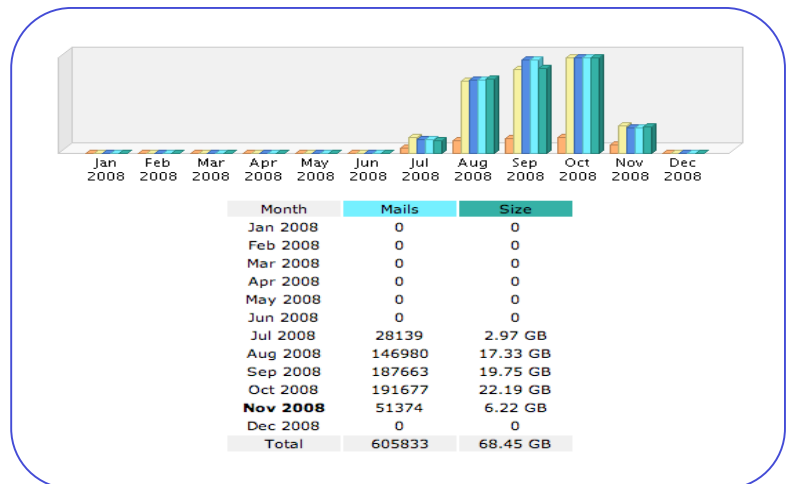
Pie charts display percentages of total email received and spam blocked, as well as the accuracy of spam filtering and legitimate email delivery. Bar charts display actual volumes of email and spam for a given period, even hour by hour.



Monthly Volume History

Useful in detecting patterns in email attacks and planning future capacity, this report displays a history of total mail volume by:

- Month
- Day,
- Day of week,
- Even hour of the day.



These are just a few examples of the useful reports and graphs available with the award-winning Email Security Gateway Powered by SpammerTrap. Contact us for more.